



The Ergo-mixer has many advantages with its weightless system which saves your shoulders, arms and back when you normally would experience heavy work by whipping or mixing.

The Ergo-mixer works in canteens, bowls and pots with a step less motion. It is attached in a rail installed in the ceiling. It is CE marked and apply to all European safety and ergonomic rules, thanks to the weightless attachment and safety stop.



Art 40103  
Balancer  
Ergomixer

Art R34128a  
Holder  
Robot coupe

#### INFORMATION ERGOMIXER

The balancer has a wire of 2 meters

The holder, hand made from Swedish steel, is available in 3 versions:

Robot Coupe CMP250-MP600

Dito-Sama B3000

Dynamic MF2000

#### ARTNO

art 40103

art R34128a

art 40101

art 40501

#### INFORMATION ACCESSORIES

Square whisks 280 mm, for round pots and/or sensitive goods.

Hooks for paste etc, 280 mm

Extender, 100 mm, for deep pots

#### ARTNO

art R102881

art R102883

art R102882



Square whisks  
art R102881



Hooks for paste  
art R102883



Extender 100 mm  
art R102882

*\*More information railing system under chapter 7a.*

## FEATURES AND INSTALLATION



### WEIGHTLESS POWER WHISK EQUIPMENT

- Ergonomic designed handles
- Open hygienic design
- Effective balancer weightlessness sensation
- Flexible rail installation
- Comprehensive support
- 5 different accessories

Ergonomic designed handle with smooth surfaces.

Easy to clean!

Effective balancer, easy to adjust for weightlessness sensation.

Ergofokus supplies the Robot coupe's power whisks with a spiral cable for flexible use.

Easy snap on/off attachment to remove power whisk.

Open design, reduces dirt and heat from machine.



### Ergonomics, Economy & Installation.

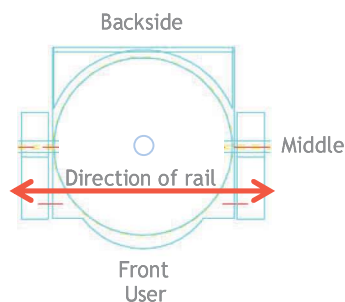
Investing in ergonomics is something that more and more are realising is a good investment for the future. In order for there to be a good return on investment, we need to provide the users of the equipment with the right working conditions. Installation of the rail system is crucial to determining how good the customer will consider the investment to be.

Get in touch with us at L&d Ergofokus AB, and we will offer you recommendations, installation and training.

\* Tenders are submitted upon request for rail systems with surface mounted carriages, not included as standard.



### Direction of rail

Optimal placement of the rail for Ergomixer™ is between middle of pot and front of pot.



### Option

Art.Nr: 40310  
Swivel arm wall - attachment.  
Length 1000 mm.  
Carriage and stop included



Art.Nr: 40320  
Swivel arm floor - attachment.  
Length 900 mm.  
Height 2250 mm.  
Carriage and stop included.  
Material:  
Powder coated & galvanized steel.