



## EV02 - 2 GROUPS

**CONSISTENT EXTRACTION** Patented multiboiler technology, set the temperature with a 0.1° precision and find your sweet spot.

**FUNCTIONAL** 54 mm-diameter portafilter, ergonomic handgrips, easy and precise milk frothing. DC System compatible (GCS, MCS, OCS).

**SUSTAINABILITY** Independent groups to switch off unused brewing groups or the boiler. Perfect thermal stability. All parts exposed to water are lead-free (CW510L).

**BLACKBOARD EDITION** Make it your own! Customize your espresso machine however you like by drawing directly on the blackboard cover - let's play, erase, and keep on creating!

dimensions (w x h x d)	730x510x525 mm
weight	67 kg
power consumption (24h-stand-by)	7,9 kW
max power	4,5 kW
connected load	380/400 V 3 N + T, 50/60 Hz - 220/230 V, 50/60 Hz - 220/230 V 3, 50/60 Hz
boiler capacity	7,5 l
group head capacity	0,5 l
GCS Grinder Control System	optional
MCS Milk Control System	optional

Version 230 also available

## **EV02 - 2 GROUPS**



### **ARCTIC WHITE**

2 gr 1-MC-EVODUE-2-W-400



### **QUARTZ GREY**

2 gr 1-MC-EVODUE-2-Q-400



### **SPARKLING RED**

2 gr 1-MC-EVODUE-2-R-400



### **NEBULA BLACK**

2 gr 1-MC-EVODUE-2-N-400




### **BLACKBOARD**

2 gr 1-MC-EVODUE-2-C-400



DC SYSTEM



MULTIBOILER



COOL TOUCH  
(optional)



ENERGY  
SAVING



CUSTOM  
COLOURS



## EVO2 - 3 GROUPS

**CONSISTENT EXTRACTION** Patented multiboiler technology, set the temperature with a 0.1° precision and find your sweet spot.

**FUNCTIONAL** 54 mm-diameter portafilter, ergonomic handgrips, easy and precise milk frothing. DC System compatible (GCS, MCS, OCS).

**SUSTAINABILITY** Independent groups to switch off unused brewing groups or the boiler. Perfect thermal stability. All parts exposed to water are lead-free (CW510L).

**BLACKBOARD EDITION** Make it your own! Customize your espresso machine however you like by drawing directly on the blackboard cover - let's play, erase, and keep on creating!

dimensions (w x h x d)	940x510x525 mm
weight	83 kg
power consumption (24h-stand-by)	11,3 kW
max power	6,3 kW
connected load	380/400 V 3 N + T, 50/60 Hz - 220/230 V, 50/60 Hz - 220/230 V 3, 50/60 Hz
boiler capacity	13 l
group head capacity	0,5 l
GCS Grinder Control System	optional
MCS Milk Control System	optional

Version 230 also available

## **EV02 - 3 GROUPS**



### **ARCTIC WHITE**

3 gr 1-MC-EVODUE-3-W-400



### **QUARTZ GREY**

3 gr 1-MC-EVODUE-3-Q-400



### **SPARKLING RED**

3 gr 1-MC-EVODUE-3-R-400



### **NEBULA BLACK**

3 gr 1-MC-EVODUE-3-N-400




### **BLACKBOARD**

3 gr 1-MC-EVODUE-3-C-400



DC SYSTEM



MULTIBOILER



COOL TOUCH  
(optional)



ENERGY  
SAVING



CUSTOM  
COLOURS



## EVO2 - 4 GROUPS

**CONSISTENT EXTRACTION** Patented multiboiler technology, set the temperature with a 0.1° precision and find your sweet spot.

**FUNCTIONAL** 54 mm-diameter portafilter, ergonomic handgrips, easy and precise milk frothing. DC System compatible (GCS, MCS, OCS).

**SUSTAINABILITY** Independent groups to switch off unused brewing groups or the boiler. Perfect thermal stability. All parts exposed to water are lead-free (CW510L).

**BLACKBOARD EDITION** Make it your own! Customize your espresso machine however you like by drawing directly on the blackboard cover - let's play, erase, and keep on creating!

dimensions (w x h x d)	1150x510x525 mm
weight	100 kg
power consumption (24h-stand-by)	13,0 kW
max power	7,2 kW
connected load	380/400 V 3 N + T, 50/60 Hz - 220/230 V 3, 50/60 Hz
boiler capacity	13 l
group head capacity	0,5 l
GCS Grinder Control System	optional
MCS Milk Control System	optional

Version 230 also available

## EV02 - 4 GROUPS



### ARCTIC WHITE

4 gr 1-MC-EVODUE-4-W-400



### QUARTZ GREY

4 gr 1-MC-EVODUE-4-Q-400



### SPARKLING RED

4 gr 1-MC-EVODUE-4-R-400



### NEBULA BLACK

4 gr 1-MC-EVODUE-4-N-400




### BLACKBOARD

4 gr 1-MC-EVODUE-4-C-400



DC SYSTEM



MULTIBOILER



COOL TOUCH  
(optional)



ENERGY  
SAVING



CUSTOM  
COLOURS